


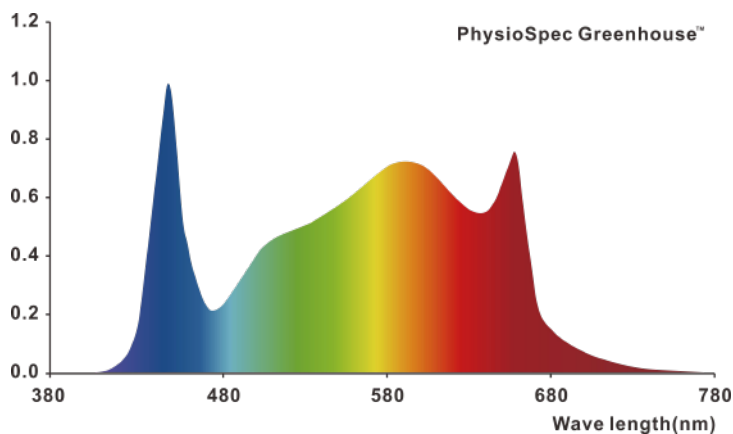
600W LED GROW LIGHTS

Model:LLZ0600A15



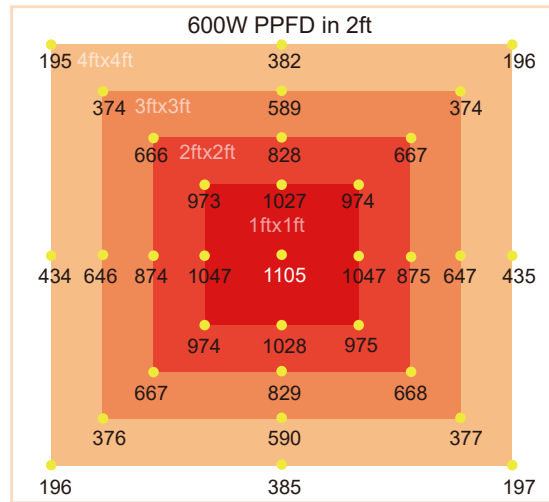
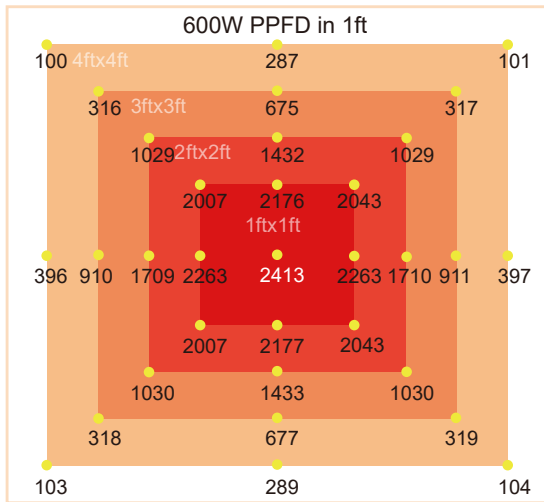
This LED has a full spectrum array specifically engineered for vegetative and flower cycles.

SPECTRUM

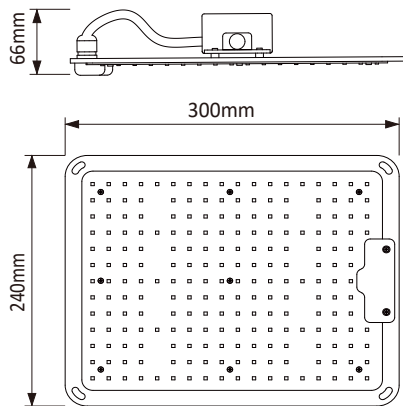


- ▶ Shorten growth cycles
- ▶ Improve color, shape and taste
- ▶ Plant growth is not affected by the weather
- ▶ Custom light recipe to fit your crop and situation
- ▶ Best for all plants all stages growing
- ▶ Increase yield & crop quality
- ▶ Low maintenance costs
- ▶ Easy to mount and connect

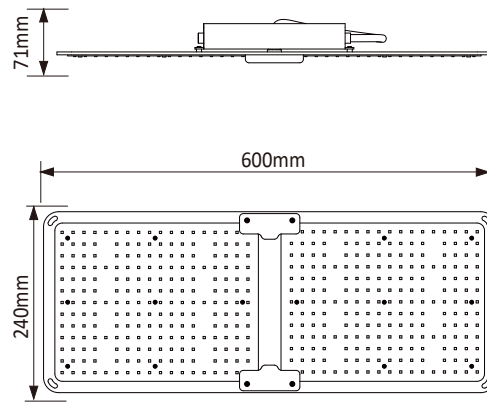
PPFD



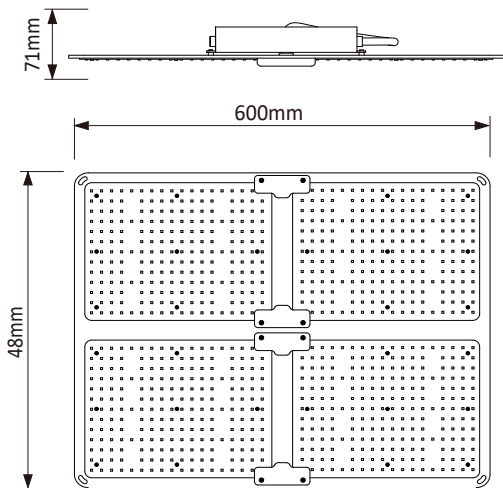
SIZE



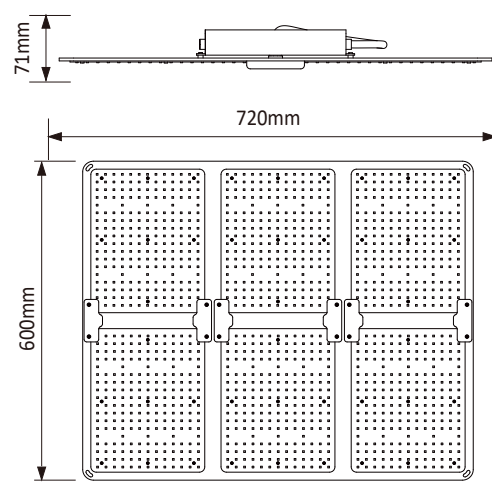
LED 100W



LED 200W



LED 400W



LED 600W

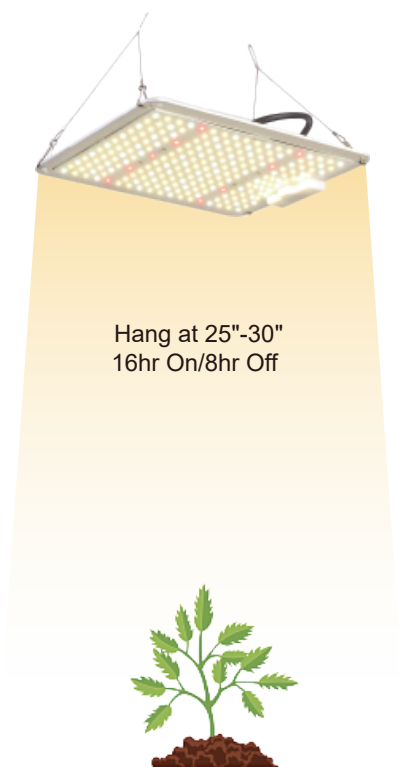
SPECIFICATIONS

Light Source	LED	Dimming	0-10V
Spectrum	Full spectrum	Waterproof Rating	IP 65
PPF	1680 $\mu\text{mol/s}$	Emitter Cooling	Passive / Extruded Case
Efficacy	2.8 $\mu\text{mol/J}$	Finishing Mounting Height Light	6"-18" to top of Canopy
Input Power	600W	Distribution +/- 5%	120°
Input Voltage	100-277V ac	Package Dimension	780x660x160mm
Power Factor	$\geq 0.95@220\text{Vac}$	Weight	10.5kg
Mains Frequency	50 / 60Hz	LED Lifespan(90% of Life)	$\geq 50,000$ hours
THD	< 20%	Warranty	3 Years

Nominal Electrical

Voltage	120V	208V	240V	277V
Current	5.05A	2.96A	2.59A	2.32A
Power	611W	604W	601W	598W
Power Factor	0.99	0.975	0.965	0.935

USING TIPS



Germination:20-40%
Seedling:40-60%



Vegetate:60-90%
Flower:90-100%