


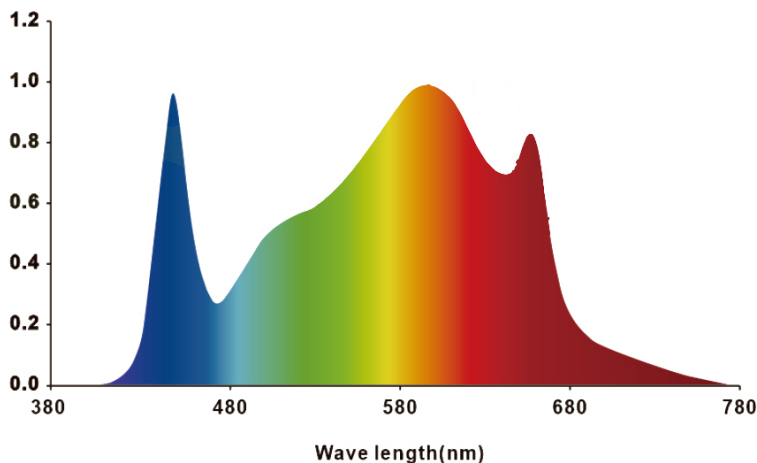
# 600W LED GROW LIGHTS

Model:LBZ0600A15



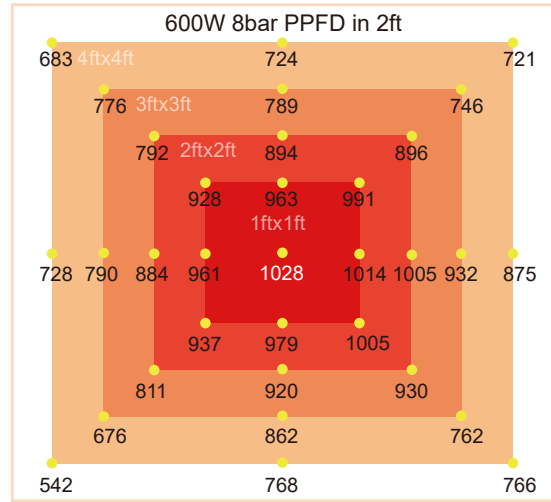
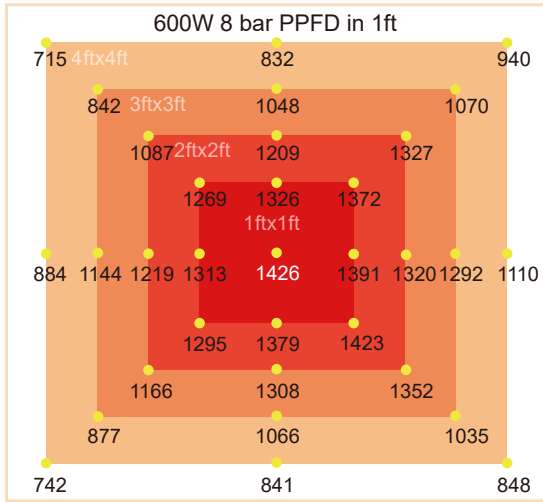
This LED has a full spectrum array specifically engineered for vegetative and flower cycles.

## SPECTRUM



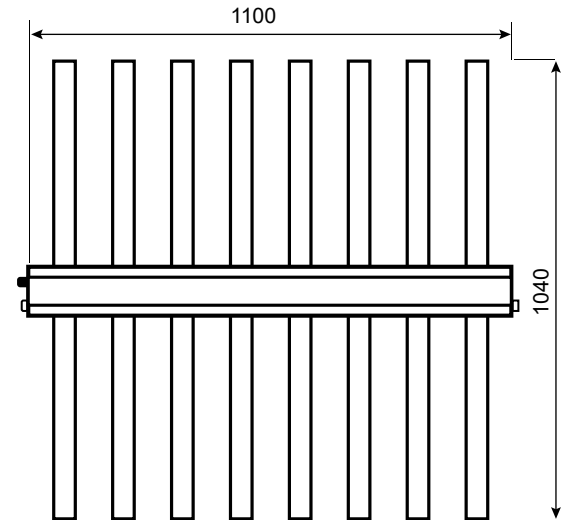
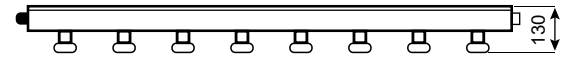
- ▶ Shorten growth cycles
- ▶ Improve color, shape and taste
- ▶ Plant growth is not affected by the weather
- ▶ Custom light recipe to fit your crop and situation
- ▶ Best for all plants all stages growing
- ▶ Increase yield & crop quality
- ▶ Low maintenance costs
- ▶ Easy to mount and connect

# PPFD



# SPECIFICATIONS

Model	LBZ0600A15
Light Source	LED
Spectrum	Full spectrum
PPF	1680 μmol/s
Efficacy	2.8 μmol/J
Input Power	600W
Input Voltage	100-277V ac
Power Factor	≥0.95@220Vac
Mains Frequency	50 / 60Hz
THD	< 20%
Dimming	0-10V
Waterproof Rating	IP 65
Emitter Cooling	Passive / Extruded Case
Coverage	6ft*6ft
Distribution +/- 5%	120°
Package Dimension	1200x290x250mm
Weight	14.0kg
LED Lifespan(90% of Life)	≥50,000 hours
Warranty	3 Years



Nominal Electrical				
Voltage	120V	208V	240V	277V
Current	5.05A	2.99A	2.60A	2.28A
Power	627W	610W	600W	597W
Power Factor	0.990	0.965	0.960	0.950